

## MEMORANDUM

**To:** Charles F. Dodge  
City Manager


**Date:** September 12, 2019

**From:** Lisa Chong  
Finance Director 

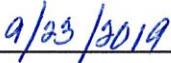
**Re:** Fire Prevention Fees

Section 2 of the Annual Fire Inspections, Life Safety Plan Review and Apparatus; Fee Schedule adopted by Ordinance No. 1877, states that **"On October 1<sup>st</sup> of each year, the fees referred to above shall be increased, in accordance with the Consumer Price Index for Urban Consumers in the United States, published by the Bureau of Labor Statistics for the twelve (12) months ending April of each year, without City Commission approval, unless otherwise instructed by the City Commission."**

Effective October 1<sup>st</sup>, 2019, **the fee schedule should be increased by 2.00%**, as shown on the attached publication from the Bureau of Labor Statistics. If you concur with this, please indicate in the space provided below.



Charles F. Dodge, City Manager



Date

LC/yr

cc: John Picarello, Fire Chief  
Sandra Lluis, Fire Division Chief  
Shellie Ramson-Jackson, Calvin, Giordano & Associates, Inc.  
George Kropp, Calvin, Giordano & Associates, Inc.  
Sherrell Jones-Ruff, Calvin, Giordano & Associates, Inc.  
Tim Rodriguez, Calvin, Giordano & Associates, Inc.  
Tomeka Hester, Calvin, Giordano & Associates, Inc.  
Roman Sanchez, Calvin, Giordano & Associates, Inc.  
Leanne McLaughlin, Calvin, Giordano & Associates, Inc.  
Matthew Kefford, Director of Technology Services Department  
Steve Totton, Manager of Systems Development  
Karin Lu, Assistant Finance Director  
Karl Kennedy, City Engineer  
Dena Manning, Administrative Supervisor

S:\Finance\CPI\CPI\FirePreventionFees

**City of Pembroke Pines • Fire Prevention Fee Schedule (FY2020)**

Job Type	Fee Description	Current Fees	New Fees 10/1/19
<b>I. Fire Safety Plan Review</b>			
(a) New construction, alterations, and any work requiring a permit that requires fire plan review including first inspection during normal business hours.	1. Construction per sq. ft. each floor 2. Minimum fee (Up to 2,500 sq. ft.) <i>Per sq. ft. after the first 2,500 sq. ft.</i>	\$ 0.0654 \$ 130.89 \$ 0.0654	\$ 0.0668 \$ 133.51 \$ 0.0668
(b) Reexamination of major changes	3. Equal to 50% of the original examination fee		
<b>II. Fire Protection and Alerting Systems Plan Review</b>			
Fire Protection and Alerting Systems such as Automatic Fire Sprinkler Systems, Standpipes, Hose Cabinets and Connections, Fire Suppression Clean Agent, Fire Pumps, Fire Alarms, Early Warning, Dialers, Bi-Directional Antennas (Two-way Radio Communication), Smoke Management Systems or any other review not based on square footage.	1. First \$50,000 of contract price 2. \$50,001 to \$1,000,000 of contract price 3. Over \$1,000,000 of contract price 4. Minimum fee	4.86% 2.43% 1.82% \$ 130.89	4.96% 2.48% 1.86% \$ 133.51
<b>III. Fire Protection and Alerting Systems Inspections</b>			
<b>(a) Fire Suppression Test (Sprinkler and Suppression Systems)</b>			
1. Fee per 1,000 square feet of gross floor area		\$ 4.19	\$ 4.27
2. Fee per 1,000 square feet of gross area in excess of 50,000 square feet		\$ 3.14	\$ 3.20
3. Minimum		\$ 78.54	\$ 80.11
<b>(b) Fire Standpipe Test Commercial and Residential</b>			
1. Fee per 1,000 square feet		\$ 3.14	\$ 3.20
2. Minimum		\$ 78.54	\$ 80.11
<b>(c) Fire Backflow Preventer</b>			
<b>(d) Underground Pressure Test</b>			
<b>(e) Fire Pump Acceptance Test</b>			
<b>(f) Fire Apparatus Pump Test (fire sprinkler final, fire pump final, standpipe final)</b>			
<b>(g) Fire Alarm, Dialer, Early Warning, and Bi-Directional Antennas Test</b>			
1. Minimum Fee (up to six devices)		\$ 78.54	\$ 80.11
2. Per Device		\$ 2.09	\$ 2.14
<b>IV. Other Permit Applications and Requests</b>			
(a) Miscellaneous plans review for requests such as Special Locking Devices for Means of Egress, Fire Department Access Control to Gates, LP/Gas Compressed Systems, Fuel Systems Storage Tanks and Pumps, Generators and Emergency Life Safety Systems (Exit/Emergency Lights), Photovoltaic Solar Systems Includes one inspection.	% of contract price or minimum fee*	4.86%	4.96%
(b) Fire Works Display (Overtime inspection separate)		\$ 130.89	\$ 133.51
(c) Mercantile Sale of Sparklers per location		\$ 523.57	\$ 534.04
(d) Fire Hydrant witnessed flow test		\$ 130.89	\$ 133.51
(e) Special Events Tents/Bounce Houses - Nonprofit, inspection included during normal business hours		\$ 52.36	\$ 53.40
<i>Overtime fees will apply for inspections conducted after normal business hours</i>			
<b>V. Pre-Inspection (LBTR)</b>			
<b>Pre-inspections on all business or commercial enterprises</b>			
1. Up to 600 sq. ft. mini suites	1. Mini Suites Up to 600 sq. ft.	\$ 41.89	\$ 42.72
2. 601 to 2,500 sq. ft.	2. 601 to 2,500 sq. ft.	\$ 78.54	\$ 80.11
3. 2,501 to 5,000	3. 2,501 to 5,000 sq. ft.	\$ 99.48	\$ 101.47
4. each additional 1,000 sq. ft.	4. each additional 1,000 sq. ft.	\$ 5.24	\$ 5.34
<b>VI. Miscellaneous</b>			
Revisions		\$ 120.42	\$ 122.83
Overtime Inspection or Plan Review Hold Over Hourly Rate		\$ 120.42	\$ 122.83
Overtime Inspection Call Back Minimum Four Hours		\$ 481.68	\$ 491.32
Minimum Fire Inspection (Miscellaneous)		\$ 120.42	\$ 122.83
Expired Permit (Refer to the Building Department Schedule section 150.16)			
Change of Contractor (Refer to the Building Department Schedule section 150.16)			
<b>(a) Fire Penalty</b>			
(1) To re-examine plans due to major changes or alterations	50% of Original		
(2) To examine a plan when work was done without a permit	Double fee 100% of original		
<b>(b) Re-inspections</b>			
1st Partial or disapproval of mandatory inspection		\$ 92.21	\$ 94.06
Re-Inspection Fees 2nd disapproval (1.5 x 1st disapproval fee)		\$ 138.32	\$ 141.09
Re-Inspection Fees 3rd disapproval (2 x 1st disapproval fee)		\$ 276.64	\$ 282.17
<b>VII. Annual Fire Inspections</b>			
<b>Annual Inspections on all businesses or commercial enterprises</b>			
<b>(a) Residential - Hotels, Multiple Family Dwelling Units (3 or more)</b>			
(1) Up to 50 units	Per Unit	\$ 7.17	\$ 7.32
(2) 51 to 100 units	Per Unit	\$ 5.12	\$ 5.23
(3) 101 or more units	Per Unit	\$ 3.07	\$ 3.14
<b>(b) Commercial Buildings Flat Fee</b>			
(1) Up to two stories	Per Building	\$ 76.85	\$ 78.38
(2) 3 to 5 stories	Per Building	\$ 128.08	\$ 130.64
(3) Greater than 5 stories	Per Building	\$ 153.69	\$ 156.76
<b>(c) Commercial occupancies (including family day care and group homes)</b>			
1. Mini Suites Up to 600 sq. ft.		\$ 35.86	\$ 36.58
(1) Up to 2,500 square feet	2. 601 to 2,500 sq. ft.	\$ 66.60	\$ 67.93
(2) 2,501 to 5,000 sq. ft.	3. 2,501 to 5,000 sq. ft.	\$ 87.09	\$ 88.83
(3) Each additional square feet	4. each additional 1,000 sq. ft.	\$ 5.12	\$ 5.23
(d) Re-inspection fee	Fee or 25% of initial inspection whichever is greater	\$ 30.74	\$ 31.35
<b>VIII. Annual Inspection of fire safety and fire extinguishing apparatus</b>			
<b>(a) Fire standpipe (per inspection).</b>			
(1) Fee per residential unit or per 1,000 square feet of gross floor area in non-residential structures	Minimum fee	\$ 51.23	\$ 52.25
	Per unit or 1,000 ft. (non-residential)	\$ 2.56	\$ 2.61
<b>(b) Fire sprinkler system (per inspection)</b>			
(1) Fee per 1,000 square feet of gross floor area	Minimum fee	\$ 51.23	\$ 52.25
(2) Fee per 1,000 square feet of gross floor area in excess of 50,000 sq. ft.		\$ 3.59	\$ 3.66
		\$ 2.56	\$ 2.61
<b>(c) Sprinkler system annual backflow preventer certification processing fee</b>			
		\$ 25.62	\$ 26.13
<b>(d) Fire Alerting Systems annual inspection</b>			
	Minimum fee	\$ 35.86	\$ 36.58
<b>* Minimum Fee</b>		<b>\$ 128.08</b>	<b>\$ 130.64</b>

On October 1st of each year, the fees referred to above shall be increased in accordance with the Consumer Price Index for urban consumers in the United States published by the Bureau of Labor Statistics for the twelve (12) months ending April of each year unless otherwise instructed by the City Commission.

**Fire Prevention Fees  
Change in Consumer Price Index**

April 2019	255.548
April 2018	<u>250.546</u>
Change	<u><b>5.002</b></u>


Increase as a % **2.00%**

**Source:** Consumer Price Index - "U.S. City  
Average, All Urban Consumers"  
CUUROOOOSAO  
Not Seasonally Adjusted

# Databases, Tables & Calculators by Subject

SHARE ON:   

Change Output Options:

From:  To:  


include graphs  include annual averages

[More Formatting Options](#) 

Data extracted on: July 15, 2019 (11:52:09 AM)

## CPI-All Urban Consumers (Current Series)

Series Id: CUUR0005A0, CUUS0005A0  
 Not Seasonally Adjusted  
 Series Title: All items in U.S. city average, all urban consumers, not seasonally adjusted  
 Area: U.S. city average  
 Item: All items  
 Base Period: 1982-84=100

Download:  [xlsx](#)

Year	Jan	Feb	Mar	Apr	May	Jun	Jul	Aug	Sep	Oct	Nov	Dec	HALF1	HALF2
2009	211.143	212.193	212.709	213.240	213.856	215.693	215.351	215.834	215.969	216.177	216.330	215.949	213.139	215.935
2010	216.687	216.741	217.631	218.009	218.178	217.965	218.011	218.312	218.439	218.711	218.803	219.179	217.535	218.576
2011	220.223	221.309	223.467	224.906	225.964	225.722	225.922	226.545	226.889	226.421	226.230	225.672	223.598	226.280
2012	226.665	227.663	229.392	230.085	229.815	229.478	229.104	230.379	231.407	231.317	230.221	229.601	228.850	230.338
2013	230.280	232.166	232.773	232.531	232.945	233.504	233.596	233.877	234.149	233.546	233.069	233.049	232.366	233.548
2014	233.916	234.781	236.293	237.072	237.900	238.343	238.250	237.852	238.031	237.433	236.151	234.812	236.384	237.088
2015	233.707	234.722	236.119	236.599	237.805	238.638	238.654	238.316	237.945	237.838	237.336	236.525	236.265	237.769
2016	236.916	237.111	238.132	239.261	240.229	241.018	240.628	240.849	241.428	241.729	241.353	241.432	238.778	241.237
2017	242.839	243.603	243.801	244.524	244.733	244.955	244.786	245.519	246.819	246.663	246.669	246.524	244.076	246.163
2018	247.867	248.991	249.554	250.546	251.588	251.989	252.006	252.146	252.439	252.885	252.038	251.233	250.089	252.125
2019	251.712	252.776	254.202	255.548	256.092	256.143							254.412	

### TOOLS

[Areas at a Glance](#)  
[Industries at a Glance](#)  
[Economic Releases](#)  
[Databases & Tables](#)  
[Maps](#)

### CALCULATORS

[Inflation](#)  
[Injury And Illness](#)

### HELP

[Help & Tutorials](#)  
[FAQs](#)  
[Glossary](#)  
[About BLS](#)  
[Contact Us](#)

### INFO

[What's New](#)  
[Careers @ BLS](#)  
[Find It! DOL](#)  
[Join our Mailing Lists](#)  
[Linking & Copyright Info](#)

### RESOURCES

[Inspector General \(OIG\)](#)  
[Budget and Performance](#)  
[No Fear Act](#)  
[USA.gov](#)  
[Benefits.gov](#)

### ABOUT THIS SITE

[Freedom of Information Act](#)  
[Privacy & Security Statement](#)  
[Disclaimers](#)  
[Customer Survey](#)  
[Important Web Site Notices](#)

